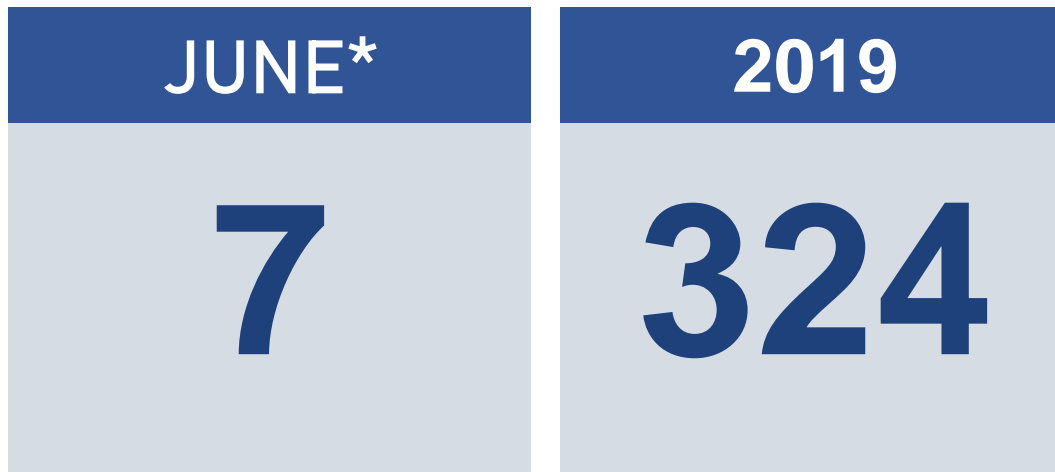


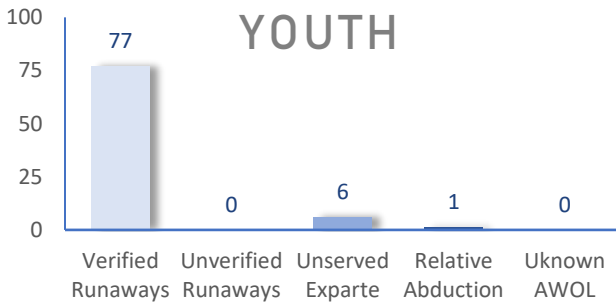
The following statistics show the status and demographics of absent Kansas foster youth and track DCF's successful recovery efforts.

## RECOVERED YOUTH

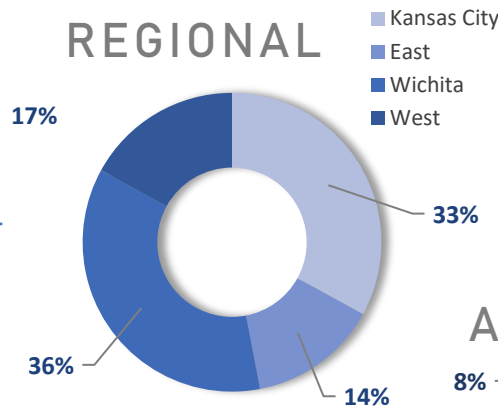


\*A youth may be recovered more than once per month.

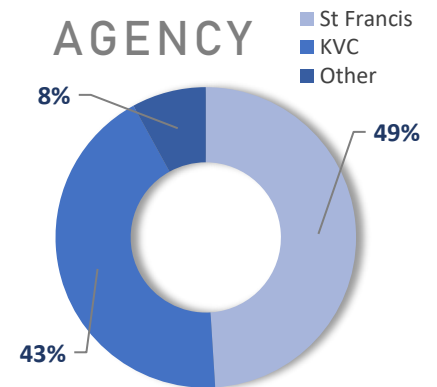
## CURRENT AWOL YOUTH



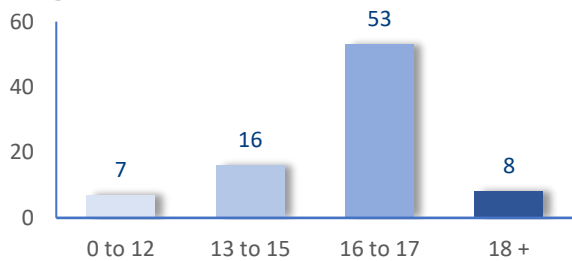
## REGIONAL



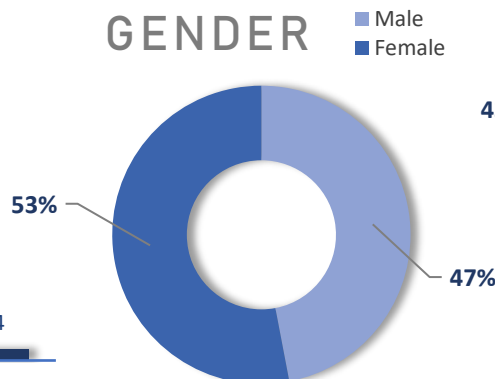
## AGENCY



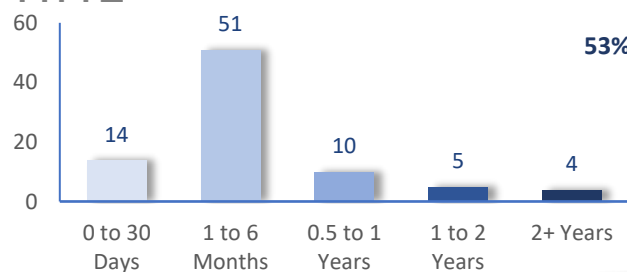
## AGE



## GENDER



## TIME



## DAILY AWOL YOUTH

# 2019

MARCH		APRIL		MAY		June	
DATE	# AWOL	DATE	# AWOL	DATE	# AWOL	DATE	# AWOL
1	70	1	77	1	94	3	82
4	70	2	80	2	95	4	80
5	69	3	81	3	93	5	80
6	73	4	88	6	91	6	84
7	74	5	85	7	95	7	84
8	76	8	83	8	95	10	
11	73	9	83	9	97	11	
12	70	10	83	10	96	12	
13	72	11	87	13	96	13	
14	74	12	88	14	94	14	
15	72	15	87	15	95	17	
18	72	16	89	16	94	18	
19	71	17	93	17	92	19	
20	71	18	94	20	91	20	
21	71	19	94	21	91	21	
22	72	22	95	22	91	24	
25	70	23	97	23	91	25	
26	70	24	95	24	91	26	
27	73	25	94	28	92	27	
28	76	26	93	29	83	28	
29	77	29	94	30	84	30	
		30		31	83	31	